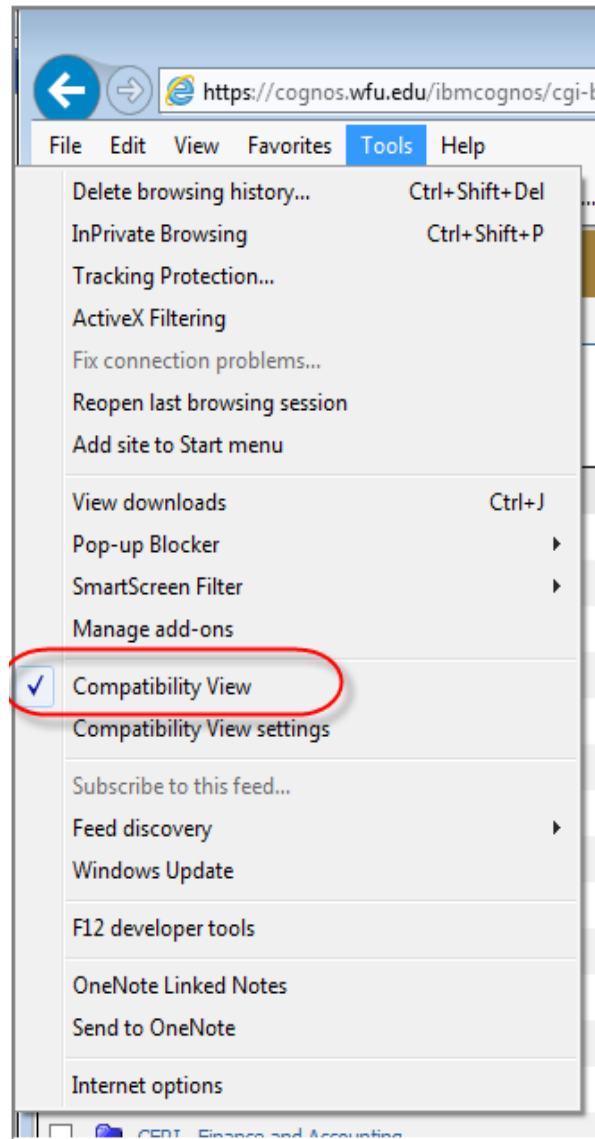


Internet Explorer 10 & 11 Compatibility Settings

Supported Internet Explorer (IE) browsers for Cognos 10 are versions 7, 8, and 9. In order to run Cognos reports in Internet Explorer (IE) 10 or 11, use the IE Compatibility Settings option. Follow the instructions below to use this feature

Bring up an IE session. Click on the “Tools” option in the menu. Then click on “Compatibility View” so a check mark displays.



Financial Services Quick Guide Library

finance.wfu.edu

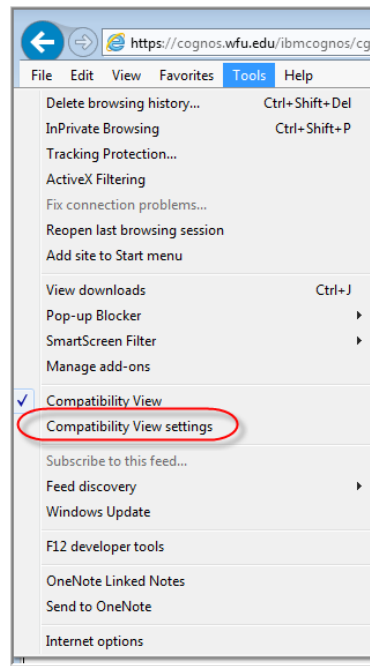
Responsible Unit:
Finance Systems

Additional Assistance:
758-3130
chapmaja@wfu.edu

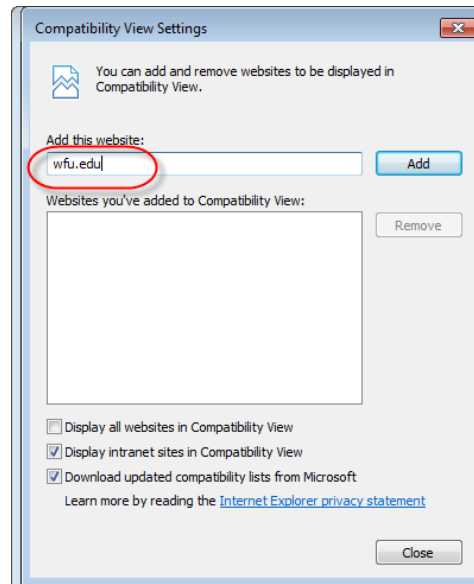
What is Compatibility View?

Compatibility view allows you to run Cognos reports in IE10 or IE11

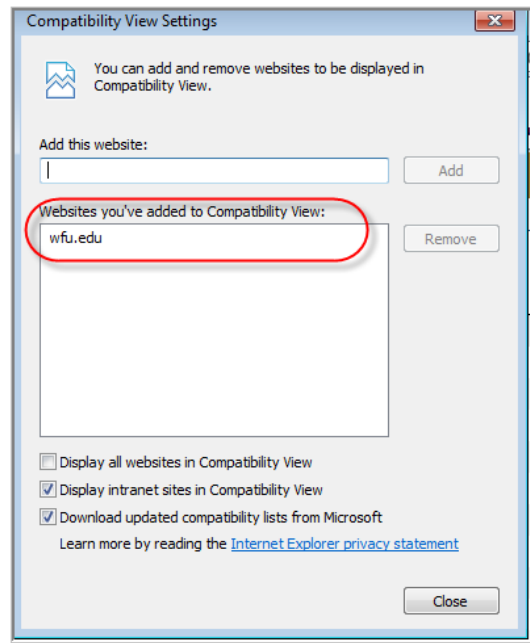
Click on “Compatibility View Settings”.



The *Compatibility View Settings* window will display. Enter “wfu.edu” in the “Add this website” field. Then click on “Add”.



The website will display in the “Websites you’ve added” list. Click on “Close”



NOTE: Make sure the *Pop-up Blocker* is turned off. From the “Tools” option, select “Pop-up Blocker”, then choose “Turn off Pop-up Blocker”. It must be turned off in order to successfully export reports to Excel.

